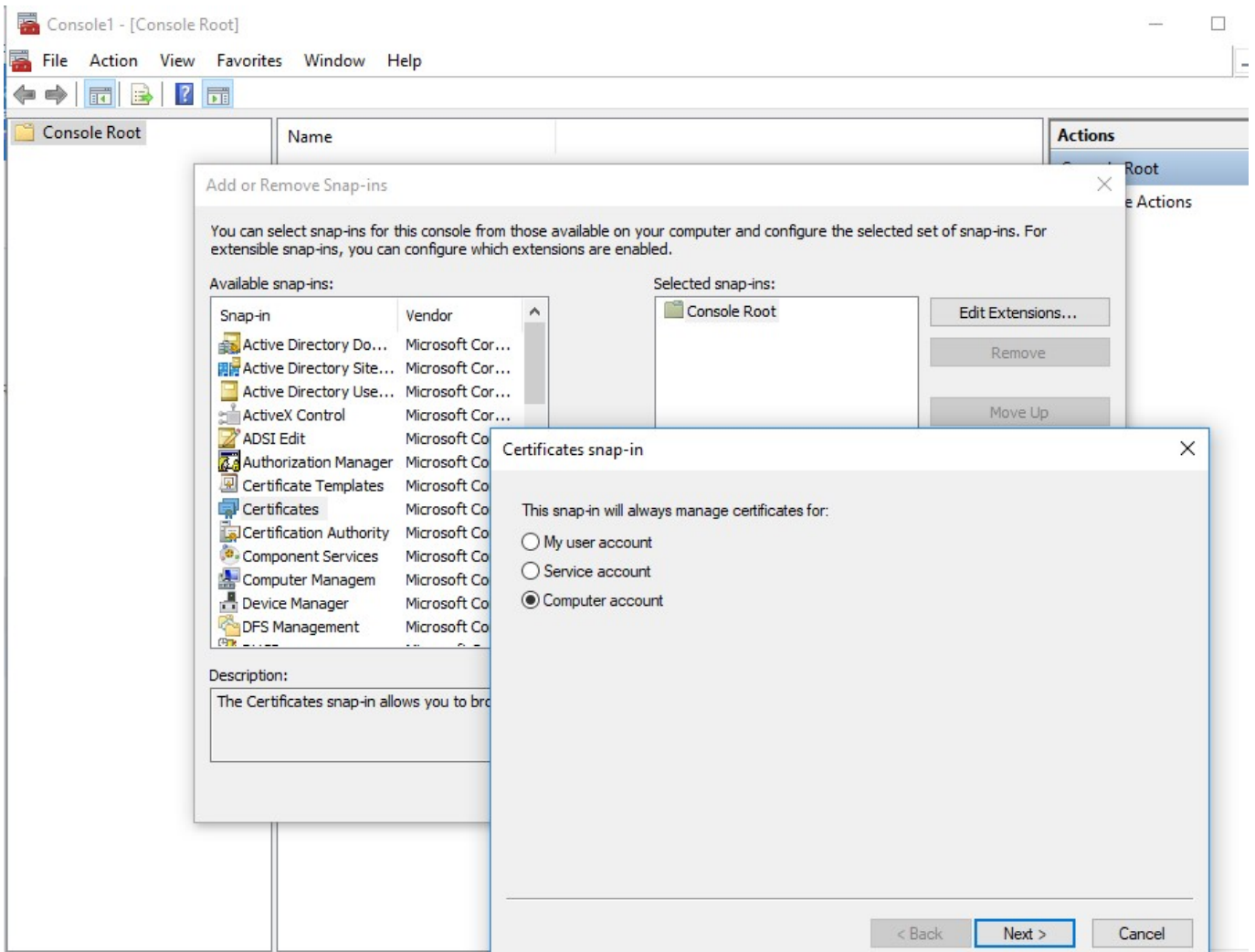




[Edit Command Windows 7 64](#)



[Edit Command Windows 7 64](#)

Download







How to Easily Edit Hosts File on Windows 10 and 8 1? When DOS command not Recognized.

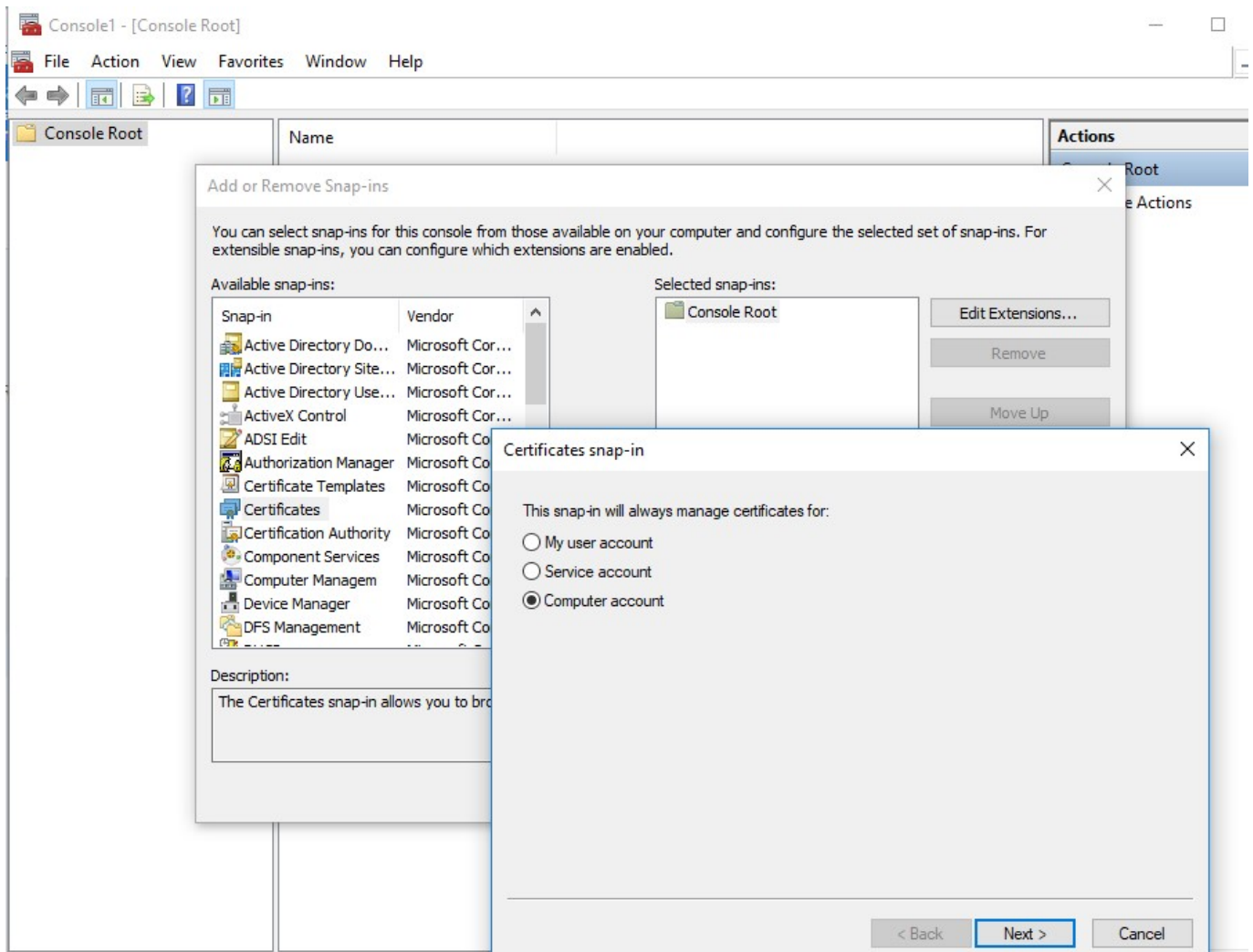
1. [edit command windows 10](#)
2. [edit command windows 7](#)
3. [dos edit command windows 7](#)

The basic work of host file is translating the IP addresses to host name and host name to IP addresses.. Now you must be sure that you have administrative authority to access or privilege on your computer where you are going to Edit hosts file before trying to modify it.. 1 But our target is to edit host file in windows 10 and 8 1 So how it'll be possible? Yes, we will make it possible by Notepad program.. Edit File Command Line WindowsWhy DOS Command is not Editing Hosts File in Windows 10 and Windows 8.

edit command windows 10

edit command windows 10, edit command windows, edit command windows 7, edit command windows cmd, dos edit command windows 7, cmd edit command windows 7, ms dos edit command windows 7, edit boot.ini windows 10 command prompt, windows edit path command line, windows edit environment variables command line, edit windows command script, edit windows command line, edit command line windows 10, dos edit command windows 7 64 bit, edit command in windows 8 [Download Imovie 10 Free For Mac](#)

In above address “ C“- is that disk drive where Windows Operating System was installed.. We are using Windows Operating System, you can get the hosts file here, by following given Address:- C: Windows System32 Drivers etc.. How to Edit Hosts File on Windows 10? In previous Windows OS we have used 'edit' DOS command method to modify the hosts file.. And if you will try to use this command you will receive the error msg given below. [nature's gate](#)    



[Download Ricoh Sp 112 Printer Driver For Mac Os](#)

edit command windows 7

[civilization revolution mac download](#)

But the problem in Windows 10 and 8 1 is, there is no option of 'editing' DOS command.. 1 run on support of 32-bit and 64-bit version but This is the reason it will not work on 32Bit and 64Bit version of Windows 10 and 8.. 1? How to Edit Hosts File? DOS command is not editing host files because Windows 10 and windows 8.. We will save the program as "built-in Notepad" option Explanations are given below. [Gratis Film Thoda Pyaar Thoda Magic Subtitle Indonesia](#)

dos edit command windows 7

[Free Download For Myanmar Typing Tutor](#)

Boot Configuration Data Store Editor The Bcdedit exe command-line tool modifies the boot configuration data store.. By this process DNS server requests will be avoided So that browsing sites and accessing different network addresses or sharing by 'name' will be more smoother than previous.. The boot configuration data store contains boot configuration parameters and controls how the operating system is booted.. Tutorial: How to Edit Host File in Windows 7 Looking to block sites on your network? Or prevent yourself from being tracked by certain ad networks? Below will give you a simple instruction about how to use bcdedit in windows 7.. In details of host file you must know it's a most important system file which contains the history of

host or site names with it's IP addresses.. How to changes the The concept of easy Edit Hosts File on Windows 10, 8 1 and 8 without help of out source system tools.. This is the concept of easy edit host file on Windows 10, 8 1 and 8 without help of out source system tools. 773a7aa168 [bully scholarship edition pc chapter 5 save game](#)

773a7aa168

[Marketing Research Naresh K Malhotra Ebook3000](#)